

# AT A GLANCE: REGION IV

**Blaine, Camas, Cassia, Gooding,  
Jerome, Lincoln, Minidoka, and  
Twin Falls Counties**

## POPULATION

2017 ACS Estimate  
**196,712**

## EDUCATION

HS Diploma or Higher  
**83.5%**

Bachelor's Degree or Higher  
**19.5%**

## HOUSING

Median Home Value  
**\$191,312**

Average Rent per Month  
**\$1,057**

Average Mortgage Payment  
(10% down, 4.5% rate)  
**\$872**

## HIGHER EDUCATION

College of Southern Idaho (CSI)  
Boise State University (through CSI)  
University of Idaho (through CSI)  
Idaho State University (through CSI)

## LARGE EMPLOYERS

Amalgamated Sugar	Independent Meat
Chobani Greek Yogurt	Jerome Cheese
CSI	St. Luke's Medical Center
ConAgra Foods	Wal-Mart
Glanbia Foods NA	McCain Foods
Idaho Milk Products	Fabri-Kal
Hilex-Polv/Novolex	Dow Chemical

## ECONOMY

Median Household Income  
\$52,242

Per Capita Income  
\$47,393

% of Families Below Poverty Level  
12.9%

Food Insecurity Rate:

**REGION IV**  
**10.7%**

**IDAHO**  
**13.2%**

## LARGEST INDUSTRIES

Job Comparison	2007	2017	Change in Jobs	2017 Earnings Per Worker
Agriculture	9,040	10,616	1,576	\$35,760
Mining	230	175	-55	\$37,267
Construction	6,192	4,570	-1,622	\$40,970
Manufacturing	8,175	10,176	2,001	\$47,357
Trade, Utilities & Transportation	17,114	17,903	789	\$36,594
Information	1,241	898	-343	\$42,964
Financial Activities	3,006	2,692	-314	\$46,462
Professional and Business Services	7,432	7,882	450	\$37,635
Education and Healthcare	8,114	9,945	1,831	\$38,362
Leisure and Hospitality	7,618	9,171	1,553	\$17,418
Government	11,478	12,160	682	\$34,706
Other Services	2,122	2,437	315	\$32,845

**Sources**  
US Census Bureau, 2012-2016 ACS  
Stats America: Measuring Distress  
Idaho Department of Labor  
National Association of Realtors  
Feeding America Map the Meal Gap 2018  
Zillow Rent Index

# AT A GLANCE: BLAINE COUNTY

## POPULATION

2017 ACS Estimate  
**22,024**

## EDUCATION

HS Diploma or Higher  
**88.7%**  
Bachelor's Degree or Higher  
**40.4%**

## HOUSING

Median Home Value  
**\$429,565**

Average Rent per Month  
**\$1,401**

Average Mortgage Payment  
(10% down, 4.5% rate)  
**\$1,959**

## HIGHER EDUCATION

College of Southern Idaho (CSI)  
Boise State University (through CSI)  
University of Idaho (through CSI)  
Idaho State University (through CSI)

## County Assets

- Outdoor recreation
- Educated workforce
- Ability to attract skilled labor


## ECONOMY

Median Household Income  
\$58,835

Per Capita Income  
\$102,546

% of Families Below Poverty Level  
8.5%

Food Insecurity Rate:



## LARGEST INDUSTRIES

Job Comparison	2008	2018	Change in Jobs	2018 Earnings Per Worker
Agriculture	164	118	-46	\$40,182
Mining	31	30	-1	\$47,425
Construction	2,413	1,775	-638	\$46,510
Manufacturing	476	385	-91	\$46,416
Trade, Utilities & Transportation	2,236	1,930	-306	\$37,705
Information	380	192	-188	\$50,927
Financial Activities	707	636	-71	\$59,014
Professional and Business Services	1,825	1,582	-243	\$64,170
Education and Healthcare	858	1,190	332	\$51,588
Leisure and Hospitality	2,989	3,330	341	\$25,130
Government	1,414	1,322	-92	\$48,013
Other Services	448	536	88	\$38,816

**Sources**  
US Census Bureau, 2012-2016 ACS  
Stats America: Measuring Distress  
Idaho Department of Labor  
National Association of Realtors  
Feeding America Map the Meal Gap 2018  
Zillow Rent Index

# AT A GLANCE: CAMAS COUNTY

## POPULATION

2017 ACS Estimate  
**1,102**

## EDUCATION

HS Diploma or Higher  
**90.5%**  
Bachelor's Degree or Higher  
**20.6%**

## HOUSING

Median Home Value  
**\$190,734**

Average Rent per Month  
**\$1,052**

Average Mortgage Payment  
(10% down, 4.5% rate)  
**\$870**

## HIGHER EDUCATION

College of Southern Idaho (CSI)  
Boise State University (through CSI)  
University of Idaho (through CSI)  
Idaho State University (through CSI)

## County Assets

- Outdoor recreation
- Educated workforce
- Trade, Utilities, Transportation


## ECONOMY

Median Household Income  
\$36,667

Per Capita Income  
\$37,216

% of Families Below Poverty Level  
9.2%

Food Insecurity Rate:



## LARGEST INDUSTRIES

Job Comparison	2007	2017	Change in Jobs	2017 Earnings Per Worker
Agriculture	54	38	-16	\$45,535
Mining	*	*	*	*
Construction	17	42	25	\$42,900
Manufacturing	4	*	*	*
Trade, Utilities & Transportation	97	122	25	\$79,665
Information	*	*	*	*
Financial Activities	5	*	*	*
Professional and Business Services	47	14	-33	\$59,364
Education and Healthcare	14	15	1	\$39,252
Leisure and Hospitality	66	20	-46	\$10,354
Government	113	117	4	\$33,694
Other Services	*	4	*	\$60,297

**Sources**  
US Census Bureau, 2012-2016 ACS  
Stats America: Measuring Distress  
Idaho Department of Labor  
National Association of Realtors  
Feeding America Map the Meal Gap 2018  
Zillow Rent Index

# AT A GLANCE: CASSIA COUNTY

## POPULATION

2017 ACS Estimate  
**23,664**

## EDUCATION

HS Diploma or Higher  
**81.0%**

Bachelor's Degree or Higher  
**18.1%**

## HOUSING

Median Home Value  
**\$150,672**

Average Rent per Month  
**\$1,002**

Average Mortgage Payment  
(10% down, 4.5% rate)  
**\$687**

## HIGHER EDUCATION

College of Southern Idaho (CSI)  
Boise State University (through CSI)  
University of Idaho (through CSI)  
Idaho State University (through CSI)

## County Assets

- Agriculture
- Low cost of living
- Low cost of doing business


## ECONOMY

Median Household Income  
\$48,162

Per Capita Income  
\$44,132

% of Families Below Poverty Level  
12.7%

Food Insecurity Rate:



## LARGEST INDUSTRIES

Job Comparison	2007	2017	Change in Jobs	2017 Earnings Per Worker
Agriculture	1,254	1,731	477	\$35,676
Mining	144	145	1	\$36,220
Construction	455	508	53	\$42,745
Manufacturing	1,121	1,328	207	\$45,680
Trade, Utilities & Transportation	2,423	2,887	464	\$38,135
Information	70	74	4	\$70,353
Financial Activities	314	309	-5	\$47,420
Professional and Business Services	208	392	184	\$27,781
Education and Healthcare	1,325	1,293	-32	\$32,212
Leisure and Hospitality	519	684	165	\$10,276
Government	1,630	1,533	-97	\$23,383
Other Services	105	191	86	\$30,462

**Sources**  
US Census Bureau, 2012-2016 ACS  
Stats America: Measuring Distress  
Idaho Department of Labor  
National Association of Realtors  
Feeding America Map the Meal Gap 2018  
Zillow Rent Index

# AT A GLANCE: GOODING COUNTY

## POPULATION

2017 ACS Estimate  
**15,124**

## EDUCATION

HS Diploma or Higher  
**77.9%**

Bachelor's Degree or Higher  
**14.7%**

## HOUSING

Median Home Value  
**\$147,921**

Average Rent per Month  
**\$1,001**

Average Mortgage Payment  
(10% down, 4.5% rate)  
**\$675**

## HIGHER EDUCATION

College of Southern Idaho (CSI)  
Boise State University (through CSI)  
University of Idaho (through CSI)  
Idaho State University (through CSI)

## County Assets

- Agriculture
- Outdoor Recreation
- North Canyon Medical



## ECONOMY

Median Household Income  
\$42,626

Per Capita Income  
\$56,256

% of Families Below Poverty Level  
14.9%

Food Insecurity Rate:



## LARGEST INDUSTRIES

Job Comparison	2007	2017	Change in Jobs	2017 Earnings Per Worker
Agriculture	2,039	2,034	-5	\$34,127
Mining	*	3	*	\$27,033
Construction	312	176	-136	\$32,642
Manufacturing	764	855	91	\$48,987
Trade, Utilities & Transportation	906	812	-94	\$34,373
Information	*	*	*	*
Financial Activities	123	90	-33	\$34,733
Professional and Business Services	283	165	-118	\$50,818
Education and Healthcare	343	326	-17	\$24,832
Leisure and Hospitality	302	333	31	\$11,781
Government	1,107	1,140	33	\$32,652
Other Services	143	224	81	\$44,894

**Sources**  
US Census Bureau, 2012-2016 ACS  
Stats America: Measuring Distress  
Idaho Department of Labor  
National Association of Realtors  
Feeding America Map the Meal Gap 2018  
Zillow Rent Index

# AT A GLANCE: JEROME COUNTY

## POPULATION

2017 ACS Estimate  
**23,627**

## EDUCATION

HS Diploma or Higher  
**75.9%**

Bachelor's Degree or Higher  
**13.0%**

## HOUSING

Median Home Value  
**\$158,927**

Average Rent per Month  
**\$1,054**

Average Mortgage Payment  
(10% down, 4.5% rate)  
**\$725**

## HIGHER EDUCATION

College of Southern Idaho (CSI)  
Boise State University (through CSI)  
University of Idaho (through CSI)  
Idaho State University (through CSI)

## County Assets

- Agriculture
- Public Facilities Improvement
- Overall Job Growth


## ECONOMY

Median Household Income  
\$46,421

Per Capita Income  
\$38,279

% of Families Below Poverty Level  
13.7%

Food Insecurity Rate:



## LARGEST INDUSTRIES

Job Comparison	2007	2017	Change in Jobs	2017 Earnings Per Worker
Agriculture	2,046	2,652	606	\$36,732
Mining	*	*	*	*
Construction	433	303	-130	\$40,095
Manufacturing	1,237	1,672	435	\$41,449
Trade, Utilities & Transportation	2,290	2,393	103	\$38,880
Information	78	61	-17	\$51,299
Financial Activities	220	161	-59	\$29,181
Professional and Business Services	253	436	183	\$43,379
Education and Healthcare	467	594	127	\$31,421
Leisure and Hospitality	442	512	70	\$14,690
Government	990	1,050	60	\$31,297
Other Services	193	273	80	\$36,937

**Sources**  
US Census Bureau, 2012-2016 ACS  
Stats America: Measuring Distress  
Idaho Department of Labor  
National Association of Realtors  
Feeding America Map the Meal Gap 2018  
Zillow Rent Index

# AT A GLANCE: LINCOLN COUNTY

## POPULATION

2017 ACS Estimate  
**5,318**

## EDUCATION

HS Diploma or Higher  
**78.1%**

Bachelor's Degree or Higher  
**9.1%**

## HOUSING

Median Home Value  
**\$139,997**

Average Rent per Month  
**\$961**

Average Mortgage Payment  
(10% down, 4.5% rate)  
**\$638**

## HIGHER EDUCATION

College of Southern Idaho (CSI)  
Boise State University (through CSI)  
University of Idaho (through CSI)  
Idaho State University (through CSI)

## County Assets

- Geographic Location
- Agriculture
- Unemployment Above 3%

## ECONOMY

Median Household Income  
\$46,383

Per Capita Income  
\$34,342

% of Families Below Poverty Level  
12.8 %

Food Insecurity Rate:

REGION IV  
**10.7%**

IDAHO  
**13.2%**

## LARGEST INDUSTRIES

Job Comparison	2007	2017	Change in Jobs	2017 Earnings Per Worker
Agriculture	203	434	231	\$36,823
Mining	*	*	*	*
Construction	187	102	-85	\$36,779
Manufacturing	110	121	11	\$53,864
Trade, Utilities & Transportation	130	166	36	\$25,411
Information	*	*	*	*
Financial Activities	21	12	-9	\$29,713
Professional and Business Services	48	115	67	\$36,780
Education and Healthcare	163	158	-5	\$25,275
Leisure and Hospitality	64	39	-25	\$12,118
Government	505	467	-38	\$35,876
Other Services	8	16	8	\$21,108

**Sources**  
US Census Bureau, 2012-2016 ACS  
Stats America: Measuring Distress  
Idaho Department of Labor  
National Association of Realtors  
Feeding America Map the Meal Gap 2018  
Zillow Rent Index

# AT A GLANCE: MINIDOKA COUNTY

## POPULATION

2017 ACS Estimate  
**20,729**

## EDUCATION

HS Diploma or Higher  
**77.4%**

Bachelor's Degree or Higher  
**14.2%**

## HOUSING

Median Home Value  
**\$134,053**

Average Rent per Month  
**\$915**

Average Mortgage Payment  
(10% down, 4.5% rate)  
**\$611**

## HIGHER EDUCATION

College of Southern Idaho (CSI)  
Boise State University (through CSI)  
University of Idaho (through CSI)  
Idaho State University (through CSI)



## County Assets

- Agriculture
- Outdoor Recreation
- Ag-Dependent Industry



## ECONOMY

Median Household Income  
\$48,021

Per Capita Income  
\$37,706

% of Families Below Poverty Level  
14.1%

Food Insecurity Rate:

REGION IV  
**10.7%**

IDAHO  
**13.2%**



## LARGEST INDUSTRIES

Job Comparison	2007	2017	Change in Jobs	2017 Earnings Per Worker
Agriculture	1,382	1,408	26	\$36,009
Mining	*	*	*	*
Construction	388	353	-35	\$43,251
Manufacturing	1,005	1,248	243	\$55,315
Trade, Utilities & Transportation	1,292	1,630	338	\$41,440
Information	138	201	63	\$35,358
Financial Activities	124	128	4	\$40,198
Professional and Business Services	162	199	37	\$32,427
Education and Healthcare	337	518	181	\$22,872
Leisure and Hospitality	549	541	-8	\$13,232
Government	1,414	1,422	8	\$32,903
Other Services	162	208	46	\$29,939

**Sources**  
US Census Bureau, 2012-2016 ACS  
Stats America: Measuring Distress  
Idaho Department of Labor  
National Association of Realtors  
Feeding America Map the Meal Gap 2018  
Zillow Rent Index



# AT A GLANCE: TWIN FALLS COUNTY

## POPULATION

2017 ACS Estimate  
**85,124**

## EDUCATION

HS Diploma or Higher  
**87.7%**

Bachelor's Degree or Higher  
**19.1%**

## HOUSING

Median Home Value  
**\$178,628**

Average Rent per Month  
**\$1,077**

Average Mortgage Payment  
(10% down, 4.5% rate)  
**\$872**



## HIGHER EDUCATION

College of Southern Idaho (CSI)  
Boise State University (through CSI)  
University of Idaho (through CSI)  
Idaho State University (through CSI)



## County Assets

- Population Growth
- Arts and Recreation
- Geographic Location




## ECONOMY

Median Household Income  
\$49,118

Per Capita Income  
\$38,291

% of Families Below Poverty Level  
13.5%

Food Insecurity Rate:



## LARGEST INDUSTRIES

Job Comparison	2007	2017	Change in Jobs	2017 Earnings Per Worker
Agriculture	1,899	2,193	294	\$35,543
Mining	4	*	*	*
Construction	1,907	1,402	-505	\$35,901
Manufacturing	3,468	4,532	1,064	\$47,417
Trade, Utilities & Transportation	7,717	7,959	242	\$34,203
Information	600	402	-198	\$39,348
Financial Activities	1,434	1,342	-92	\$44,692
Professional and Business Services	4,635	4,947	312	\$29,651
Education and Healthcare	4,694	5,909	1,215	\$40,241
Leisure and Hospitality	2,674	3,711	1,037	\$14,438
Government	4,340	5,020	680	\$34,445
Other Services	1,067	1,051	-16	\$29,424

**Sources**  
US Census Bureau, 2012-2016 ACS  
Stats America: Measuring Distress  
Idaho Department of Labor  
National Association of Realtors  
Feeding America Map the Meal Gap 2018  
Zillow Rent Index